



Panasonic



RESIDENTIAL PREMIUM INVERTER DUCTED AIR CONDITIONING



QUALITY AIR FOR LIFE

PANASONIC LEADS THE WAY

Ducted Air Conditioning Specialists

With more than 60 years of experience, exporting to more than 120 countries around the world, Panasonic is unquestionably one of the leaders in the global air conditioning sector. This notion also extends to the company's drive for innovation; filing more than 91 539 patents to improve its customers lives. In all, the company has produced more than 200 million compressors whilst its products, particularly residential air conditioners, have reinforced their position as No.1 in markets throughout a number of major countries across the globe, for example, Japan. Panasonic, bringing you quality air for life.



DUCTED AIR PROVIDES YEAR-ROUND COMFORT



At Panasonic, we offer a range of ducted air conditioning solutions for homes and medium-sized buildings such as apartments, offices and restaurants. Consisting of an outdoor unit and a concealed indoor unit, a ducted system delivers air through ducting pipes into each room via vents on the floor, wall or ceiling.

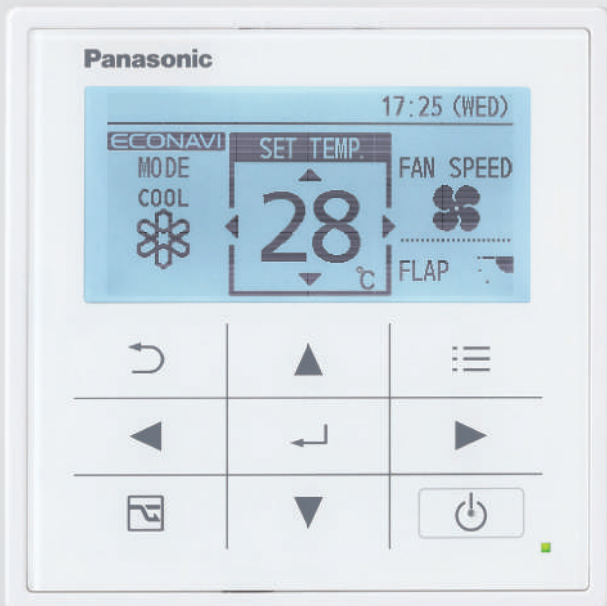
Discreet and flexible, our ducted systems have been designed with all stakeholders front of mind. Not only will a Panasonic ducted air conditioner bring an extra level of added value to your home in today's property market, but you can also expect comfort and quality air for life.



CONTROL SOLUTIONS

Easy-to-use, with multiple energy saving functions at your fingertips

DELUXE WIRED REMOTE CONTROLLER



LARGE 3.5" FULL-DOT LCD WITH WHITE LED BACKLIGHT

Characters and icons are clearly displayed for perfect visibility. With the white LED backlight, you can now change the temperature during the night without even turning on the light.



STYLISH, EASY-TO-USE TOUCH KEY DESIGN

The elegant, flat design features large touch keys in a simple layout enabling easy, intuitive operation.



SMART CONNECTIVITY



THE NEW FORM FOR CONTROL SOLUTIONS

In collaboration with Schneider Electric, the SER8150 maintains high IAQ while saving you energy. Its sleekly designed touch panel display is easy to use.

PLUG & PLAY FOR HOME AUTOMATION

Easily connect with integrated controllers to become part of your automated home network.



PUSH™
www.pushcontrols.com



CLIPSAL®
www.clipsal.com/athome

For further information, please check PUSH™ and CLIPSAL® website.

RELIABLE COMFORT COMES FROM RELIABLE TECHNOLOGY


DISCREET COMFORT

A Panasonic air conditioner should be the hard-working hero you never notice. From noise measurements, to environmental performance and even operating ease, we repeatedly test our models to make sure they keep your home comfortable without ever intruding on your life.



TESTED DURABILITY

We simulate continuous operation under the harshest of conditions, subject the outdoor units to wind and rain tests and then examine every mechanism to ensure we are delivering a rugged product you can depend on for many years.



SHOCK RESISTANCE

We love our air conditioners but that doesn't mean we go easy on them. We simulate impacts, vibrations, drops and stacking issues the units might face in transportation and storage, so we know they will be ready for action when they reach your home.



CLASS LEADING FEATURES

ENERGY SAVING TECHNOLOGIES

Panasonic's Premium Inverter technology creates a powerhouse energy-saving ducted air-conditioning system with the ability to lower both cooling capacity and power consumption when required. Panasonic's clever technologies benefit both the environment and your power bill, so your green intention won't prevent you from living a comfortable life.



DESIGNED FOR THE NEW ZEALAND ENVIRONMENT

Our Premium Inverter ducted systems boast an outstanding operating temperature range. Cooling operation is possible even when it is a scorching 46°C outside, which is perfect for hot summer days and the heating operation is designed to operate even when it's a freezing -20°C outside, so even the coldest parts of New Zealand are covered.

*In case of R410A model



SUPERIOR TECHNOLOGY MAKES SUPERIOR SYSTEMS

- Demand Response Enabling Device (DRED) ready
- Panasonic Premium Inverter technology
- DC fan motor
- Incredibly quiet operation
- Compact indoor and outdoor design
- Easy interfacing for remote On/Off, control outputs, and third party control.



Control, comfort & reassurance



QUIET OPERATION

Panasonic Premium Inverter ducted systems are amongst the quietest in the world, so you can enjoy the comfort of running your air conditioner at night and still have a relaxing sleep. The outdoor unit is also very quiet which means you don't have to worry about keeping your neighbours up either.



COLD DRAFTS REDUCED DURING WINTER

Cold drafts during start-up are a common unwanted side effect of ducted air conditioning systems. During heating mode Panasonic Premium Inverter ducted air conditioners employ clever sensor technology that allows airflow to enter the room when it has been warmed. This great feature reduces cold drafts, keeping you comfortable at all times.



YOU CAN COUNT ON PANASONIC

Panasonic air conditioners are manufactured to the highest quality standards to ensure years of reliable comfort. We even back our reliability by offering a full 5 year parts and labour warranty.

CLASS LEADING FEATURES

ENERGY SAVING TECHNOLOGIES

Panasonic's Premium Inverter technology creates a powerhouse energy-saving ducted air-conditioning system with the ability to lower both cooling capacity and power consumption when required. Panasonic's clever technologies benefit both the environment and your power bill, so your green intention won't prevent you from living a comfortable life.



DESIGNED FOR THE NEW ZEALAND ENVIRONMENT

Our Premium Inverter ducted systems boast an outstanding operating temperature range. Cooling operation is possible even when it is a scorching 46°C outside, which is perfect for hot summer days and the heating operation is designed to operate even when it's a freezing -20°C outside, so even the coldest parts of New Zealand are covered.

*In case of R410A model



SUPERIOR TECHNOLOGY MAKES SUPERIOR SYSTEMS

- Demand Response Enabling Device (DRED) ready
- Panasonic Premium Inverter technology
- DC fan motor
- Incredibly quiet operation
- Compact indoor and outdoor design
- Easy interfacing for remote On/Off, control outputs, and third party control.



Control, comfort & reassurance



QUIET OPERATION

Panasonic Premium Inverter ducted systems are amongst the quietest in the world, so you can enjoy the comfort of running your air conditioner at night and still have a relaxing sleep. The outdoor unit is also very quiet which means you don't have to worry about keeping your neighbours up either.



COLD DRAFTS REDUCED DURING WINTER

Cold drafts during start-up are a common unwanted side effect of ducted air conditioning systems. During heating mode Panasonic Premium Inverter ducted air conditioners employ clever sensor technology that allows airflow to enter the room when it has been warmed. This great feature reduces cold drafts, keeping you comfortable at all times.



YOU CAN COUNT ON PANASONIC

Panasonic air conditioners are manufactured to the highest quality standards to ensure years of reliable comfort. We even back our reliability by offering a full 5 year parts and labour warranty.

PE SERIES Ducted

Specifications



Capacity			6.0kW	7.1kW	10.0kW
Model Name	Indoor Unit		S-60PE1R5B	S-71PE1R5B	S-100PE1R5B
	Outdoor Unit		U-60PE1R5A	U-71PE1R5A	U-100PE1R5A
Cooling capacity :	Heating capacity	kW	6.0 (2.5 - 7.1) 7.0 (2.0 - 8.0)	7.1 (2.5 - 8.0) 8.0 (2.0 - 9.0)	10.0 (3.3 - 12.5) 11.2 (4.1 - 14.0)
		BTU/h	20,500 (8,500 - 24,200) 23,900 (6,800 - 27,300)	24,200 (8,500 - 27,300) 27,300 (6,800 - 30,700)	34,100 (11,300 - 42,700) 38,200 (14,000 - 47,800)
EER : COP		W/W	3.24 : 3.41	3.23 : 3.48	3.36 : 3.52
Total power input	Cooling : Heating	kW	1.85 : 2.05	2.20 : 2.30	2.98 : 3.18
Indoor Unit					
Power source		Phase/Hz	1 Phase/ 50Hz	1 Phase/ 50Hz	1 Phase/ 50Hz
		V	230V 240V	230V 240V	230V 240V
Current	Cooling : Heating	A	0.85 : 0.85 0.86 : 0.86	1.24 : 1.24 1.25 : 1.25	1.72 : 1.72 1.74 : 1.74
Dimensions	H x W x D	mm	290x1,100 (+100)x700	360x1,100 (+100)x700	360x1,100 (+100)x700
Net weight		kg	35	42	44
Air volume	Cooling : Heating	L/s	366 : 366	500 : 500	666 : 666
External static pressure		Pa	70 (10 - 100)	100 (10 - 150)	100 (10 - 150)
Sound pressure level (H/M/L)	Cooling : Heating	dB(A)	43 / 41 / 40 : 43 / 41 / 40	45 / 44 / 43 : 45 / 44 / 43	48 / 46 / 44 : 48 / 46 / 44
Sound power level (H/M/L)	Cooling : Heating	dB(A)	60 / 58 / 57 : 60 / 58 / 57	62 / 61 / 60 : 62 / 61 / 60	70 / 68 / 66 : 70 / 68 / 66
Number of fan speeds			3	3	3
Drain pipe size		mm	VP-25	VP-25	VP-25
Outdoor Unit					
Power source		Phase/Hz	1 Phase/ 50Hz	1 Phase/ 50Hz	1 Phase/ 50Hz
		V	230V 240V	230V 240V	230V 240V
Current	Cooling : Heating	A	7.85 : 8.80 7.65 : 8.60	9.10 : 9.30 8.80 : 9.00	11.8 : 12.7 11.40 : 12.3
Dimensions	H x W x D	mm	996 x 940 x 340	996 x 940 x 340	1,416 x 940 x 340
Net weight		kg	68	69	98
Air volume	Cooling : Heating	L/s	1,000 : 1,000	1,000 : 1,000	1,833 : 1,583
Sound pressure level (Silent mode)	Cooling : Heating	dB(A)	48 (46) : 50 (48)	48 (46) : 50 (48)	52 (50) : 52 (50)
Sound power level (Silent mode)	Cooling : Heating	dB(A)	65 (63) : 67 (65)	65 (63) : 67 (65)	69 (67) : 69 (67)
Piping connections	Liquid/Gas	m	Ø9.52 / Ø15.88	Ø9.52 / Ø15.88	Ø9.52 / Ø15.88
Pipe length	min. - max.	m	5 - 50	5 - 50	5 - 75
Elevation difference (OU located lower, OU located higher)		m	15, 30	15, 30	15, 30
Maximum chargeless length		m	30	30	30
Refrigerant at shipping, Additional gas amount		g	R410A 2,000, 50 (g/m)	R410A 2,350, 50 (g/m)	R410A 3,400, 50 (g/m)
Operation ranges	Cooling : Heating	°C	-15 to 46 : -20 to 24	-15 to 46 : -20 to 24	-15 to 46 : -20 to 24

Specifications



Capacity			6.0kW	7.1kW	10.0kW
Model Name	Indoor Unit		S-60PE1R5B	S-71PE1R5B	S-100PE1R5B
	Outdoor Unit		U-60PZ2R5	U-71PZ2R5	U-100PZ2R5
Cooling capacity :	Heating capacity	kW	6.0 (2.0 - 7.1) 6.0 (1.8 - 7.6)	7.1 (2.0 - 8.0) 7.1 (1.8 - 8.6)	10.0 (3.0 - 11.5) 10.0 (3.0 - 14.0)
		BTU/h	20,500 (6,800 - 24,200) 20,500 (6,100 - 25,900)	24,200 (6,800 - 27,300) 24,200 (6,100 - 29,300)	34,100 (10,200 - 39,200) 34,100 (10,200 - 47,800)
EER : COP		W/W	3.23 : 3.92 3.23 : 3.92	3.18 : 4.06 3.18 : 4.06	3.33 : 3.89 3.44 : 3.89
Total power input	Cooling : Heating	kW	1.86 : 1.53	2.23 : 1.75	3.00 : 2.57
Indoor Unit					
Power source		Phase/Hz	1 Phase/ 50Hz	1 Phase/ 50Hz	1 Phase/ 50Hz
		V	230V 240V	230V 240V	230V 240V
Current	Cooling : Heating	A	0.85 : 0.85 0.86 : 0.86	1.24 : 1.24 1.25 : 1.25	1.72 : 1.72 1.74 : 1.74
Dimensions	H x W x D	mm	290x1,100 (+100)x700	360x1,100 (+100)x700	360x1,100 (+100)x700
Net weight		kg	35	42	44
Air volume	Cooling : Heating	L/s	366 : 366	500 : 500	666 : 666
External static pressure		Pa	70 (10 - 100)	100 (10 - 150)	100 (10 - 150)
Sound pressure level (H/M/L)	Cooling : Heating	dB(A)	43 / 41 / 40 : 43 / 41 / 40	45 / 44 / 43 : 45 / 44 / 43	48 / 46 / 44 : 48 / 46 / 44
Sound power level (H/M/L)	Cooling : Heating	dB(A)	60 / 58 / 57 : 60 / 58 / 57	62 / 61 / 60 : 62 / 61 / 60	70 / 68 / 66 : 70 / 68 / 66
Number of fan speeds			3	3	3
Drain pipe size		mm	VP-25	VP-25	VP-25
Outdoor Unit					
Power source		Phase/Hz	1 Phase/ 50Hz	1 Phase/ 50Hz	1 Phase/ 50Hz
		V	230V 240V	230V 240V	230V 240V
Current	Cooling : Heating	A	8.05 : 6.45 7.70 : 6.15	9.35 : 7.15 8.90 : 6.75	11.5 : 9.95 11.0 : 9.50
Dimensions	H x W x D	mm	695 x 875 x 320	695 x 875 x 320	996 x 980 x 370
Net weight		kg	44	44	90
Air volume	Cooling : Heating	L/s	750 : 750	867 : 750	1,285 : 1,169
Sound pressure level (Silent mode)	Cooling : Heating	dB(A)	46 (44) : 48 (46)	49 (47) : 49 (47)	52 (50) : 52 (50)
Sound power level (Silent mode)	Cooling : Heating	dB(A)	65 (63) : 66 (64)	67 (65) : 67 (65)	68 (66) : 67 (65)
Piping connections	Liquid/Gas	m	Ø9.52 / Ø15.88	Ø9.52 / Ø15.88	Ø9.52 / Ø15.88
Pipe length	min. - max.	m	3 - 40	3 - 40	5 - 50
Elevation difference (OU located lower, OU located higher)		m	15, 30	15, 30	15, 30
Maximum chargeless length		m	30	30	30
Refrigerant at shipping, Additional gas amount		g	R32, 1,450, 35 (g/m)	R32, 1,450, 35 (g/m)	R32, 2,600, 45 (g/m)
Operation ranges	Cooling : Heating	°C	-10 to 43 : -15 to 24	-10 to 43 : -15 to 24	-10 to 43 : -15 to 24

	12.5kW		14.0kW		16.0kW
S-100PE1R5B	S-125PE1R5B	S-125PE1R5B	S-140PE1R5B	S-140PE1R5B	S-160PE1R5A
U-100PE1R8A	U-125PE1R5A	U-125PE1R8A	U-140PE1R5A	U-140PE1R8A	U-160PE2R8A
10.0 (3.3 - 12.5) 11.2 (4.1 - 14.0)	12.5 (3.3 - 14.0) 14.0 (4.1 - 16.0)	12.5 (3.3 - 14.0) 14.0 (4.1 - 16.0)	14.0 (3.3 - 15.5) 16.0 (4.1 - 18.0)	14.0 (3.3 - 15.5) 16.0 (4.1 - 18.0)	16.0 (5.4 - 18.0) 18.0 (5.6 - 20.0)
34,100 (11,300 - 42,700) 38,200 (14,000 - 47,800)	42,700 (11,300 - 47,800) 47,800 (14,000 - 54,600)	42,700 (11,300 - 47,800) 47,800 (14,000 - 54,600)	47,800 (11,300 - 52,900) 54,600 (14,000 - 61,400)	47,800 (11,300 - 52,900) 54,600 (14,000 - 61,400)	54600 (18400 - 61400) 61400 (19100 - 68200)
3.36 : 3.52 2.98 : 3.18	3.21 : 3.37 3.90 : 4.16	3.21 : 3.37 3.90 : 4.16	3.15 : 3.52 4.45 : 4.55	3.15 : 3.52 4.45 : 4.55	3.09 : 3.52 5.18 : 5.11
3 Phase/ 50Hz 230V 240V	1 Phase/ 50Hz 230V 240V	3 Phase/ 50Hz 230V 240V	1 Phase/ 50Hz 230V 240V	1 Phase/ 50Hz 230V 240V	1 Phase/ 50Hz 230V 240V
1.72 : 1.72 1.74 : 1.74	1.82 : 1.82 1.84 : 1.84	1.82 : 1.82 1.84 : 1.84	2.62 : 2.62 2.70 : 2.70	2.62 : 2.62 2.70 : 2.70	2.62 : 2.62 2.70 : 2.70
360x1,100 (+100)x700	430x1,100 (+100)x700	430x1,100 (+100)x700	430x1,100 (+100)x700	430x1,100 (+100)x700	430x1,100 (+100)x700
44	48	48	53	53	53
666 : 666	833 : 833	833 : 833	1,000 : 1,000	1,000 : 1,000	1,000 : 1,000
100 (10 - 150)	100 (10 - 150)	100 (10 - 150)	100 (10 - 150)	100 (10 - 150)	100 (10 - 150)
48 / 46 / 44 : 48 / 46 / 44	49 / 47 / 45 : 49 / 47 / 45	49 / 47 / 45 : 49 / 47 / 45	51 / 49 / 47 : 51 / 49 / 47	51 / 49 / 47 : 51 / 49 / 47	51 / 49 / 47 : 51 / 49 / 47
70 / 68 / 66 : 70 / 68 / 66	71 / 69 / 67 : 71 / 69 / 67	71 / 69 / 67 : 71 / 69 / 67	73 / 71 / 69 : 73 / 71 / 69	73 / 71 / 69 : 73 / 71 / 69	73 / 71 / 69 : 73 / 71 / 69
3	3	3	3	3	3
VP-25	VP-25	VP-25	VP-25	VP-25	VP-25
3 Phase/ 50Hz 400V 415V	1 Phase/ 50Hz 230V 240V	3 Phase/ 50Hz 400V 415V	1 Phase/ 50Hz 230V 240V	3 Phase/ 50Hz 400V 415V	3 Phase/ 50Hz 400V 415V
3.95 : 4.25 3.80 : 4.10	16.0 : 17.2 15.4 : 16.6	5.30 : 5.70 5.10 : 5.50	17.8 : 18.1 17.2 : 17.5	5.80 : 5.95 5.55 : 5.70	7.40 : 7.20 7.00 : 6.90
1,416 x 940 x 340	1,416 x 940 x 340	1,416 x 940 x 340	1,416 x 940 x 340	1,416 x 940 x 340	1,500 x 980 x 370
98	98	98	98	98	127
1,833 : 1,583	2,166 : 1,833	2,166 : 1,833	2,250 : 2,000	2,250 : 2,000	2,733
52 (50) : 52 (50)	53 (51) : 53 (51)	53 (51) : 53 (51)	54 (52) : 55 (53)	54 (52) : 55 (53)	59 (57) : 61 (59)
69 (67) : 69 (67)	70 (68) : 70 (68)	70 (68) : 70 (68)	71 (69) : 71 (69)	71 (69) : 71 (69)	77 (75) : 79 (77)
Ø9.52 / Ø15.88	Ø9.52 / Ø15.88	Ø9.52 / Ø15.88	Ø9.52 / Ø15.88	Ø9.52 / Ø15.88	Ø9.52 / Ø19.05
5 - 75	5 - 75	5 - 75	5 - 75	5 - 75	5 - 50
15, 30	15, 30	15, 30	15, 30	15, 30	30,30
30	30	30	30	30	30
R410A 3,400, 50 (g/m)	R410A 3,400, 50 (g/m)	R410A 3,400, 50 (g/m)	R410A 3,400, 50 (g/m)	R410A 3,400, 50 (g/m)	R410A 5,600, 50 (g/m)
-15 to 46 : -20 to 24	-15 to 46 : -20 to 24	-15 to 46 : -20 to 24	-15 to 46 : -20 to 24	-15 to 46 : -20 to 24	-15 to 46 : -20 to 24

	12.5kW		14.0kW	
S-100PE1R5B	S-125PE1R5B	S-125PE1R5B	S-140PE1R5B	S-140PE1R5B
U-100PZ2R8	U-125PZ2R5	U-125PZ2R8	U-140PZ2R5	U-140PZ2R8
10.0 (3.0 - 11.5) 10.0 (3.0 - 14.0)	12.5 (3.2 - 13.5) 12.5 (3.3 - 15.0)	12.5 (3.2 - 13.5) 12.5 (3.3 - 15.0)	14.0 (3.3 - 15.0) 14.0 (3.4 - 16.0)	14.0 (3.3 - 15.0) 14.0 (3.4 - 16.0)
34,100 (10,200 - 39,200) 34,100 (10,200 - 47,800)	42,700 (10,900 - 46,100) 42,700 (11,300 - 51,200)	42,700 (10,900 - 46,100) 42,700 (11,300 - 51,200)	47,800 (11,300 - 51,200) 47,800 (11,600 - 54,600)	47,800 (11,300 - 51,200) 47,800 (11,600 - 54,600)
3.33 : 3.89 3.44 : 3.89 3.00 : 2.57	3.30 : 4.00 3.30 : 4.00 3.79 : 3.125	3.30 : 4.00 3.30 : 4.00 3.79 : 3.125	3.15 : 3.66 3.15 : 3.66 4.44 : 3.825	3.15 : 3.66 3.15 : 3.66 4.44 : 3.825
3 Phase/ 50Hz 230V 240V	1 Phase/ 50Hz 230V 240V	3 Phase/ 50Hz 230V 240V	1 Phase/ 50Hz 230V 240V	1 Phase/ 50Hz 230V 240V
1.72 : 1.72 1.74 : 1.74	1.82 : 1.82 1.84 : 1.84	1.82 : 1.82 1.84 : 1.84	2.62 : 2.62 2.70 : 2.70	2.62 : 2.62 2.70 : 2.70
360x1,100(+100)x700	430x1,100(+100)x700	430x1,100(+100)x700	430x1,100(+100)x700	430x1,100(+100)x700
44	48	48	53	53
666 : 666	833 : 833	833 : 833	1,000 : 1,000	1,000 : 1,000
100 (10 - 150)	100 (10 - 150)	100 (10 - 150)	100 (10 - 150)	100 (10 - 150)
48 / 46 / 44 : 48 / 46 / 44	49 / 47 / 45 : 49 / 47 / 45	49 / 47 / 45 : 49 / 47 / 45	51 / 49 / 47 : 51 / 49 / 47	51 / 49 / 47 : 51 / 49 / 47
70 / 68 / 66 : 70 / 68 / 66	71 / 69 / 67 : 71 / 69 / 67	71 / 69 / 67 : 71 / 69 / 67	73 / 71 / 69 : 73 / 71 / 69	73 / 71 / 69 : 73 / 71 / 69
3	3	3	3	3
VP-25	VP-25	VP-25	VP-25	VP-25
3 Phase/ 50Hz 400V 415V	1 Phase/ 50Hz 230V 240V	3 Phase/ 50Hz 400V 415V	1 Phase/ 50Hz 230V 240V	3 Phase/ 50Hz 400V 415V
3.90 : 3.40 3.75 : 3.24	15.6 : 12.6 14.9 : 12.0	5.20 : 4.15 4.95 : 4.00	18.2 : 15.0 17.2 : 14.1	6.05 : 4.95 5.75 : 4.70
996 x 980 x 370	996 x 980 x 370	996 x 980 x 370	996 x 980 x 370	996 x 980 x 370
90	94	94	94	94
1,285 : 1,169	1,436 : 1,302	1,436 : 1,302	1,486 : 1,386	1,486 : 1,386
52 (50) : 52 (50)	55 (53) : 55 (53)	55 (53) : 55 (53)	56 (54) : 56 (54)	56 (54) : 56 (54)
68 (66) : 67 (65)	70 (68) : 70 (68)	70 (68) : 70 (68)	71 (69) : 71 (69)	71 (69) : 71 (69)
Ø9.52 / Ø15.88	Ø9.52 / Ø15.88	Ø9.52 / Ø15.88	Ø9.52 / Ø15.88	Ø9.52 / Ø15.88
5 - 50	5 - 50	5 - 50	5 - 50	5 - 50
15, 30	15, 30	15, 30	15, 30	15, 30
30	30	30	30	30
R32, 2,600, 45 (g/m)	R32, 2,980, 45 (g/m)	R32, 2,980, 45 (g/m)	R32, 2,980, 45 (g/m)	R32, 2,980, 45 (g/m)
-10 to 43 : -15 to 24	-10 to 43 : -15 to 24	-10 to 43 : -15 to 24	-10 to 43 : -15 to 24	-10 to 43 : -15 to 24

PE SERIES INDOOR UNIT

Hidden in your ceiling




6.0kW – 16.0kW

PF SERIES INDOOR UNIT



6.0kW – 7.1kW



10.0kW – 14.0kW

OUTDOOR UNIT

Sits outside your home



R410
6.0kW – 16.0kW
(Design may differ slightly depending on capacity)



R32
6.0kW – 7.1kW
U-60PZ2R5/U-71PZ2R5



R32
10.0kW – 14.0kW
U-100PZ2R5/U-125PZ2R5/U-140PZ2R5
U-100PZ2R8*/U-125PZ2R8*/U-140PZ2R8*
*3-PHASE

OPTIONAL CONTROLLER

Variety of options, easy to use



CZ-RTC4

Wired Remote Controller

The wall control with its large LCD display gives you full operational access and can be easily customised to suit your unique requirements.



CZ-RTC5A

Deluxe Wired Remote Controller

This optional backlit LED large controller can be installed in your bedroom so you can change the temperature during the night without turning on the light.



CZ-RWSK2 + CZ-RWSC3

Wireless Remote Controller

This wireless remote controller gives you the convenience to operate the unit from anywhere in the room.



SER8150

Smart Connectivity

The new form of control solutions that achieve high IAQ while energy saving.

- Please read the Installation Instructions carefully before installing the unit, and the Operating Instructions before using it.
- Specifications are subject to change without prior notice.
- The contents of this catalogue are accurate as of July 2018.
- Due to printing considerations, the actual colours may vary slightly from those shown.
- All graphics are provided merely for the purpose of illustrating a point.



Do not add or replace refrigerant other than the specified type. Manufacturer is not responsible for the damage and deterioration in safety due to usage of other refrigerant.

18PAC0702DUCTED

Authorised Dealer

Panasonic NZ Ltd

18 Sir Woolf Fisher Drive Highbrook,
East Tamaki Auckland 2013, New Zealand
www.panasonic.com/nz
Customer Care Phone: [09] 272 0178

Panasonic

AIR CONDITIONING

panasonicaircon.co.nz